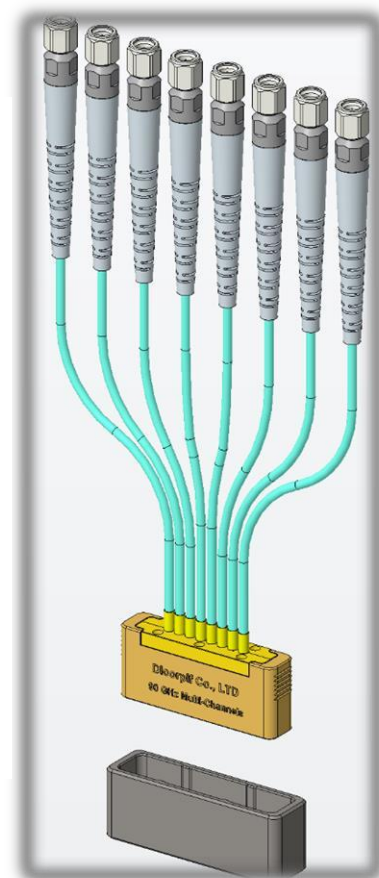
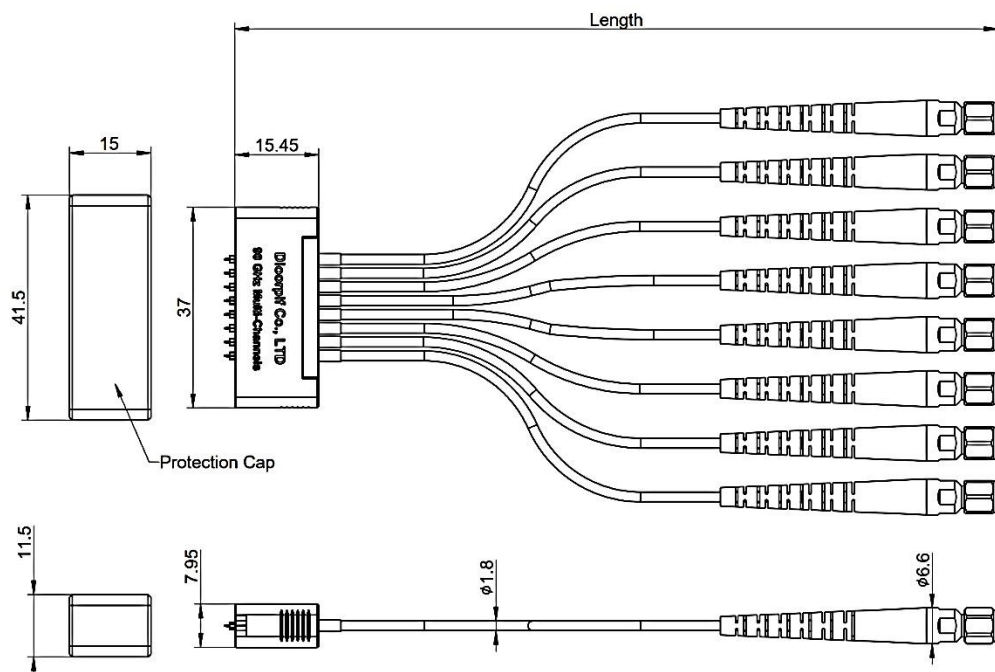


# 1x8 Multi-channels cable assembly

## SLC90, M series

### RCM9-WM08-xxxS-9N



\*Dimensions in mm

### Configuration

1x8 Multi-channels interface	SLC90, M type, acc. to internal standard
Connector type	1.0 male
Connector Body	Aluminum Alloy/Anodizing
Cable Type	Low Loss Stable Phase
Cable Diameter	1.8 mm

### Electrical Characteristics

Impedance	50Ω
Frequency Range	DC to 90 GHz
Insertion Loss	≤0.5dB+0.12 dB x L (cm), DC to 90 GHz
Return Loss	≤1.5, @ DC to 90 GHz, based on length:300cm
Phase Mating	± 8°

### Mechanical Properties

Mating cycles	500 cycles
---------------	------------

# 1x8 Multi-channels cable assembly

## SLC90, M series

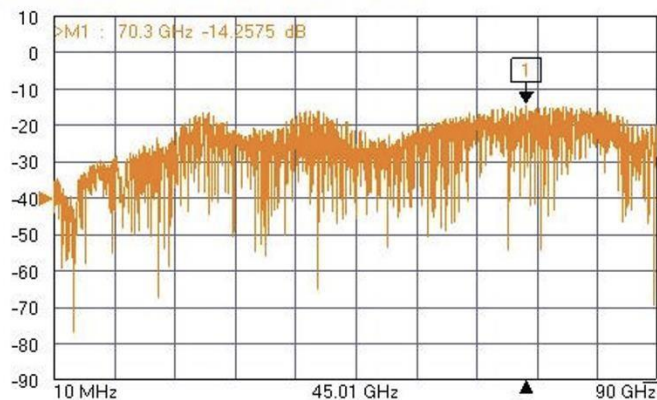


### Environment Data

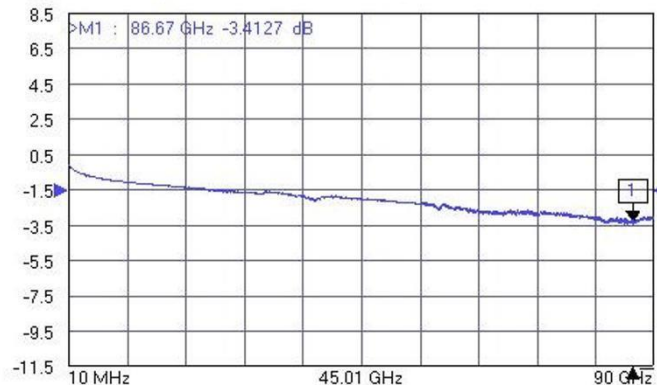
Working Temperature	-45℃ to ~+85℃
---------------------	---------------

### Typical RF Characteristic, 90GHz

Tr1 S11 Refl LogM RefLvl: -40 dB Res: 10 dB/Div



Tr3 S21 Trans LogM RefLvl: -1.5 dB Res: 2 dB/Div



### Order Information

P/N	Description
RCM9-WM08-xxxS-9N	SLC 90 M series, 1x8 Multi-channels to 1.0 Male, DC to 90 GHz, Length xxx cm
RCM9-WM08-015S-9N	SLC 90 M series, 1x8 Multi-channels to 1.0 Male, DC to 90 GHz, Length 15cm
RCM9-WM08-030S-9N	SLC 90 M series, 1x8 Multi-channels to 1.0 Male, DC to 90 GHz, Length 30cm