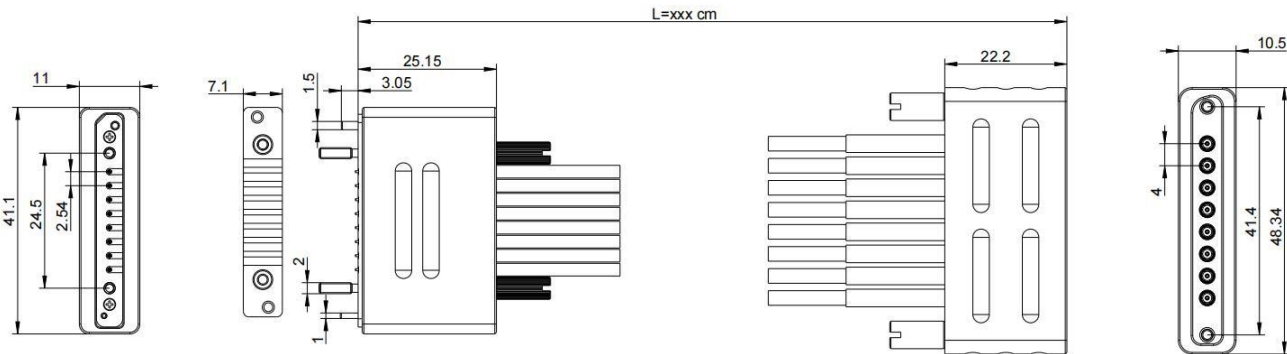


Multi-coaxial Cable Assembly Datasheet



RCM7-BJ28-xxxS-6YE-TX



Configuration

Connector 1 Type	SLC70 Male, acc.to DloorPlf internal interface
Connector 2 Type	GPPO Female
Connector Body1	Aluminum Alloy/Anodizing
Connector Body2	Stainless steel (SUS303), Passivation
Cable Type	Low Loss Stable Phase test cable
Cable Diameter	2.3mm

Electrical Characteristics

Impedance	50Ω
Frequency Range	DC to 67GHz
Return Loss	TBD
Insertion Loss	≤0.067dB/cm x Length (cm)+1.5dB, DC to 67GHz
Different Cable Phase Matct	±8 Degree Max

Mechanical Properties

Mechanical Life	SLC70 100 cycles;GPPO Female 100 cycles
-----------------	---

Environment Data

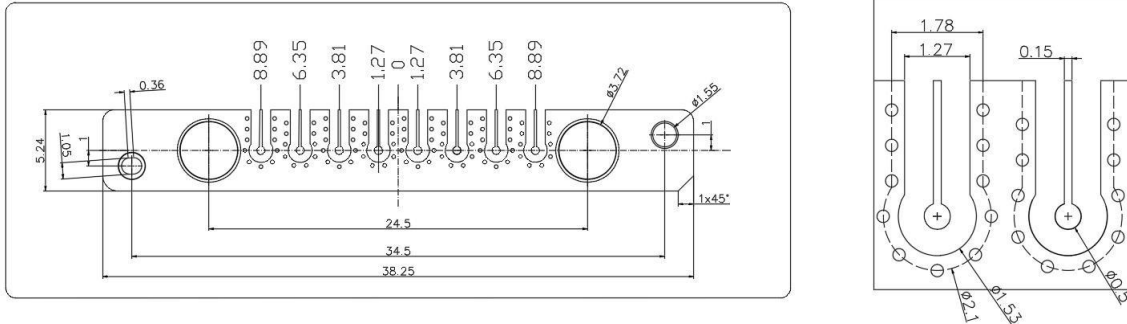
Working Temperature	-40℃ to +85℃
---------------------	--------------

Multi-coaxial Cable Assembly Datasheet



PCB Layout Dimensions

(RCM7 to Recommended PCB thickness 1.6-3.2mm)



Notice:

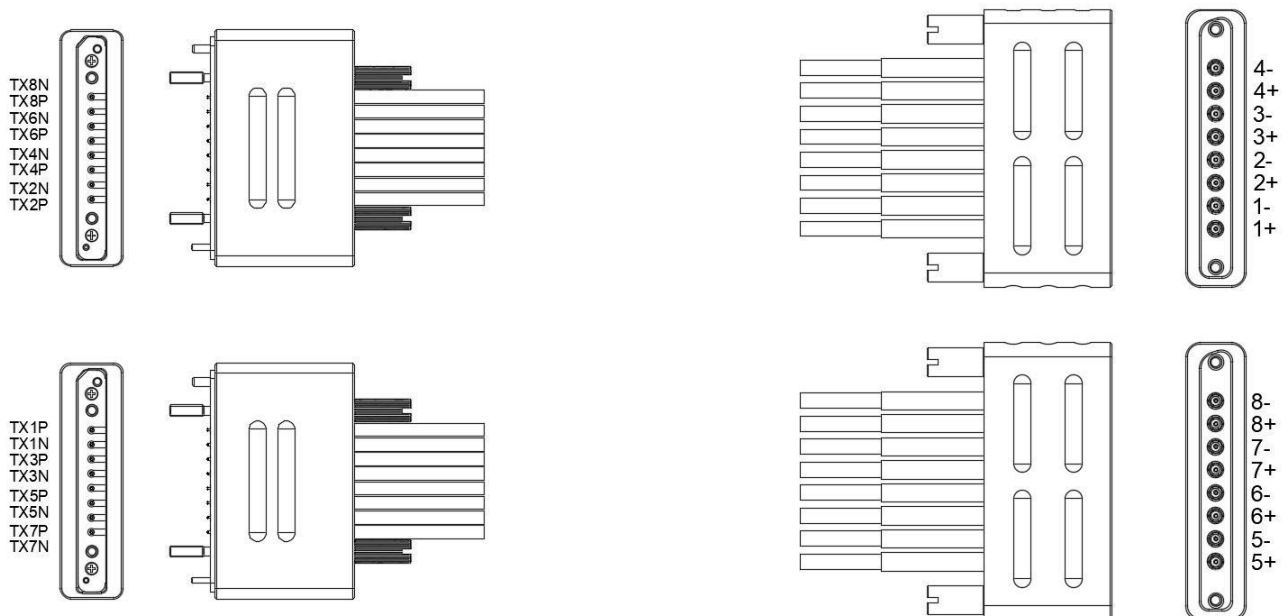
The given layout is not optimized to fit all of the possible board configurations regarding RF-performance, it represents a recommendation for optimum solderability of the connector. In order to guarantee optimum high frequency properties of the connector, an RF-analysis of the connector to board translation is recommended.

Order Information

(Recommended Cable Length 35cm~60cm)

P/N	Description
RCM7-BJ28-035S-6YE-TX	Multi-coaxial Cable Assembly, SLC70(M) breakout to GPPO(F), 1x8+1x8, DC to 67GHz, length 40cm
RCM7-BJ28-050S-6YE-TX	Multi-coaxial Cable Assembly, SLC70(M) breakout to GPPO(F), 1x8+1x8, DC to 67GHz, length 50cm
RCM7-BJ28-xxxS-6YE-TX	Multi-coaxial Cable Assembly, SLC70(M) breakout to GPPO(F), 1x8+1x8, DC to 67GHz, length xxx cm

RF cable sequence identification



Multi-coaxial Cable Assembly Datasheet



RF cable assembly table

RCM7端

TX8N
TX8P
TX6N
TX6P
TX4N
TX4P
TX2N
TX2P

BJ端

TX4N	4-
TX4P	4+
TX3N	3-
TX3P	3+
TX2N	2-
TX2P	2+
TX1N	1-
TX1P	1+

TX1P
TX1N
TX3P
TX3N
TX5P
TX5N
TX7P
TX7N

TX8N	8-
TX8P	8+
TX7N	7-
TX7P	7+
TX6N	6-
TX6P	6+
TX5N	5-
TX5P	5+