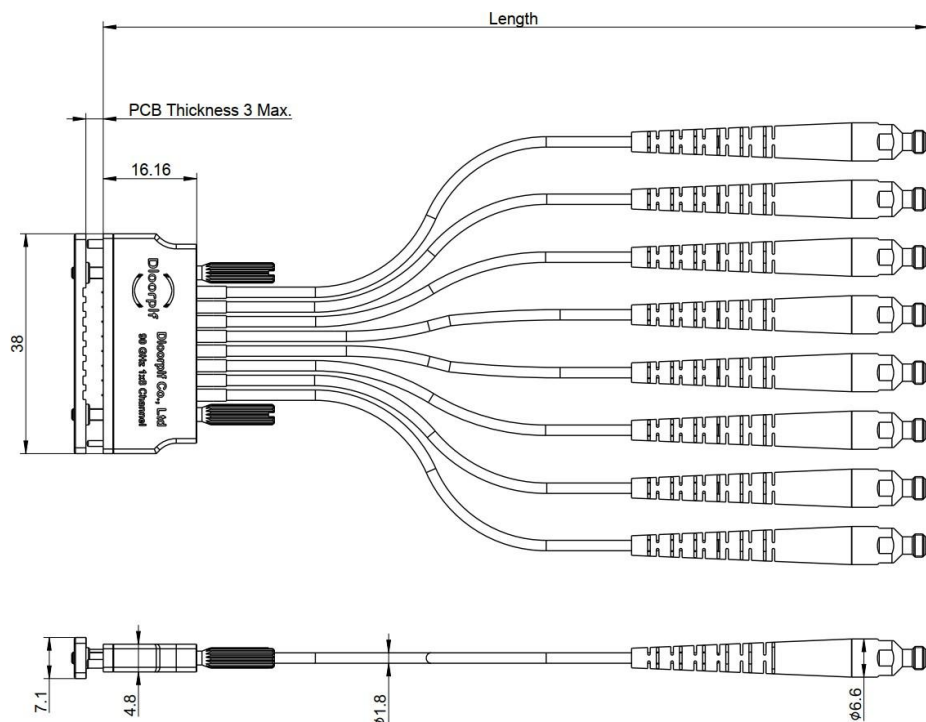



1x8 Multi-channels cable assembly SLC90, AD series, Stripline PCB

RCA9-WF08-xxxS-9YS



*Dimensions in mm



Configuration

1x8 Multi-channels interface	SLC90, AD type, acc. to internal standard
Connector type	1.0 female
Connector Body	Aluminum Alloy/Anodizing
Cable Type	Low Loss Stable Phase
Cable Diameter	1.8 mm

Electrical Characteristics

Impedance	50Ω
Frequency Range	DC to 90 GHz
Insertion Loss	≤0.5dB+0.12 dB x L (cm), DC to 90 GHz
Return Loss	≤1.5, @ DC to 90 GHz, based on length:300cm
Phase Mating	± 8°

Mechanical Properties

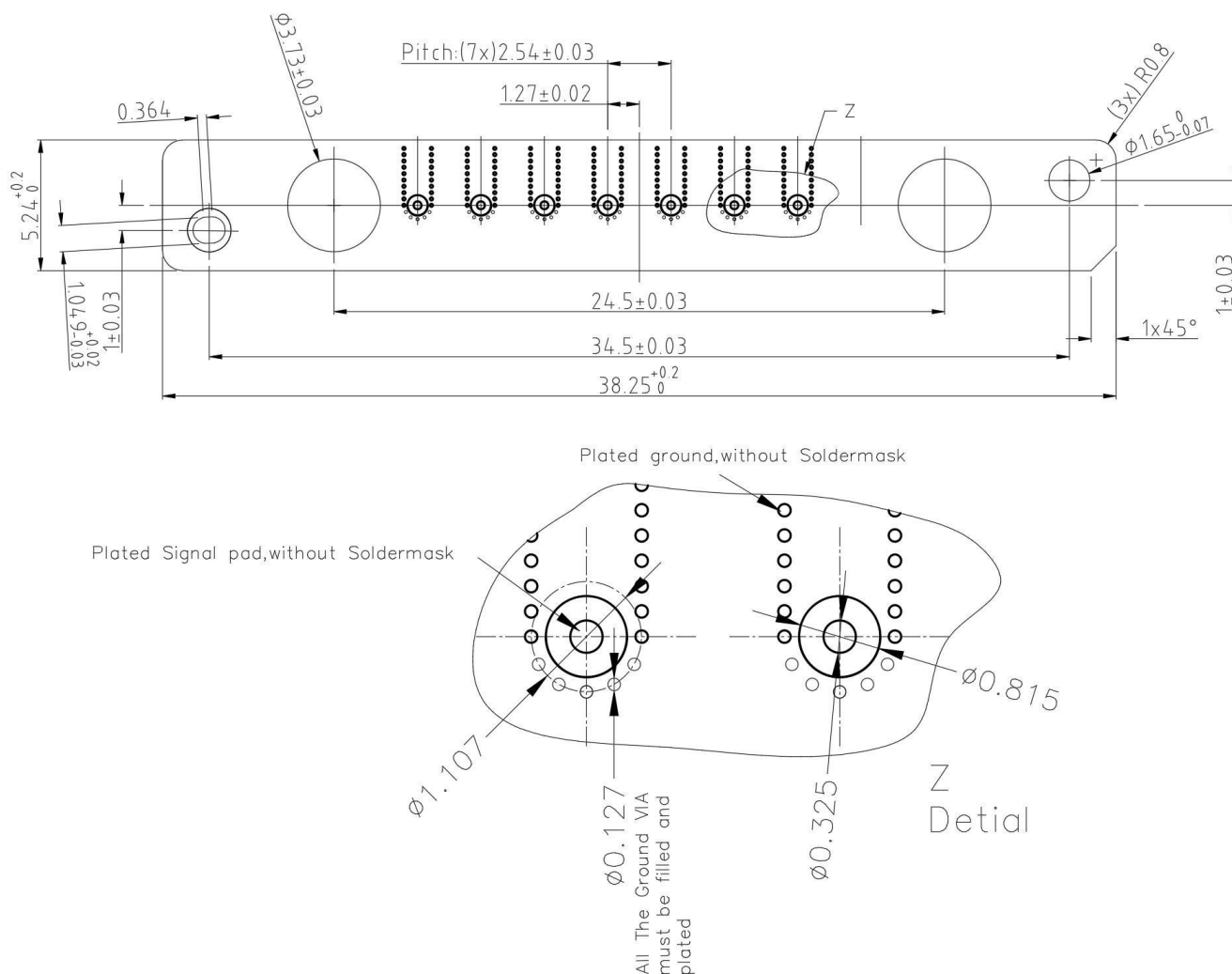
Mating cycles	500 cycles
---------------	------------

Environment Data

Working Temperature	-45℃ to ~+85℃
---------------------	---------------

1x8 Multi-channels cable assembly SLC90, AD series, Stripline PCB

Recommend PCB Layout Dimensions



Notice:

The given dimensions is not optimized to fit all of the possible board configurations regarding RF-performance, it represent a recommendation for optimum solderability of the connector. In order to guarantee optimum high frequency properties of the connector, an RF-analysis of the connector to board translation is recommended.

Order Information

P/N	Description
RCA9-WF08-xxxS-9YS	SLC 90 AD series, 1x8 Multi-channels to 1.0 Female, DC to 90 GHz, Footprint Type: Stripline, Length xxx cm
RCA9-WF08-015S-9YS	SLC 90 AD series, 1x8 Multi-channels to 1.0 Female, DC to 90 GHz, Footprint Type: Stripline, Length 15cm
RCA9-WF08-030S-9YS	SLC 90 AD series, 1x8 Multi-channels to 1.0 Female, DC to 90 GHz, Footprint Type: Stripline, Length 30cm