

OSFP Module Compliance Board

OSFP-MCB-8

Key Features

- Supports 8x50Gbps interface
- 40GHz 1x8 Multi-coaxial Connectors
- Connector Durability:250cycles maximum
- Switch control (MODSEIL,ResetL,LPMODE)
- DDMI Connection(I2C)
- USB interface
- All 8 channels come with matching trace length
- Pin for OSFP MSA
- Support OSFP Cage
- Module power consumption Support Class 8
- Operation Temp: -40℃ ~ +85℃





Figure1: OSFP-MCB-8

USB Communication Switch

Pin	Function Definition
J9	SCL
J10	SDA
J11	MODPRSL
J12	INTL
J13	RESETL
J14	LPMODE




Notes: If you want to use USB communication, use jumper caps short pin J9, J10 (SCL, SDA). If you want to use your own I2C drive, do not use jumper caps in these two pins.

OSFP Module Compliance Board

IIC Pin Definition

GND	LPMODE	RESETL	NC	VCC
GND	INTL	MODPRSL	SCL	SDA



Order Information

P/N	Description
OSFP-MCB-8	OSFP MCB with 1x8 Multi-coaxial Connectors

Accessories for OSFP-MCB-8

RCHD-SD08-030S-4N	Multi-coaxial Cable Assembly,HS40(Female) to 2.92(male),1x8,length 30cm
RCHD-SD08-080S-4N	Multi-coaxial Cable Assembly,HS40(Female) to 2.92(male),1x8,length 80cm
RCHD-SD08-xxxS-4N	Multi-coaxial Cable Assembly,HS40(Female) to 2.92(male),1x8,length xxxcm